


# You Design

## 1 CHOOSE YOUR MOTION



SWIVEL CHAIR



SWIVEL GLIDER

## 2 CHOOSE YOUR ARM STYLE



ENGLISH ARM



BALL ARM



TRACK ARM



SCROLL ARM



LAWSON ARM



FLAIR ARM

## 3 CHOOSE YOUR SEATING WIDTH & BACK HEIGHT

**STANDARD**

SEAT WIDTH & BACK HEIGHT

**LUXURY**

SEAT WIDTH & BACK HEIGHT

## 4 CHOOSE YOUR BASE TREATMENT




NON-SKIRTED




SKIRTED


## 5 CHOOSE YOUR COMFORT



CONVO-LUX



FIRM-LUX



CLOUD-LUX



CLOUD-DOWN

## 6 CHOOSE YOUR SEAM



WELTED  
EXCEPT LAWSON ARM



CLEAN SEAM  
ALL ARMS